客户确认签字:

REVISIONS				
ZONE	REV	DESCRIPTION	DATE	APPROVED

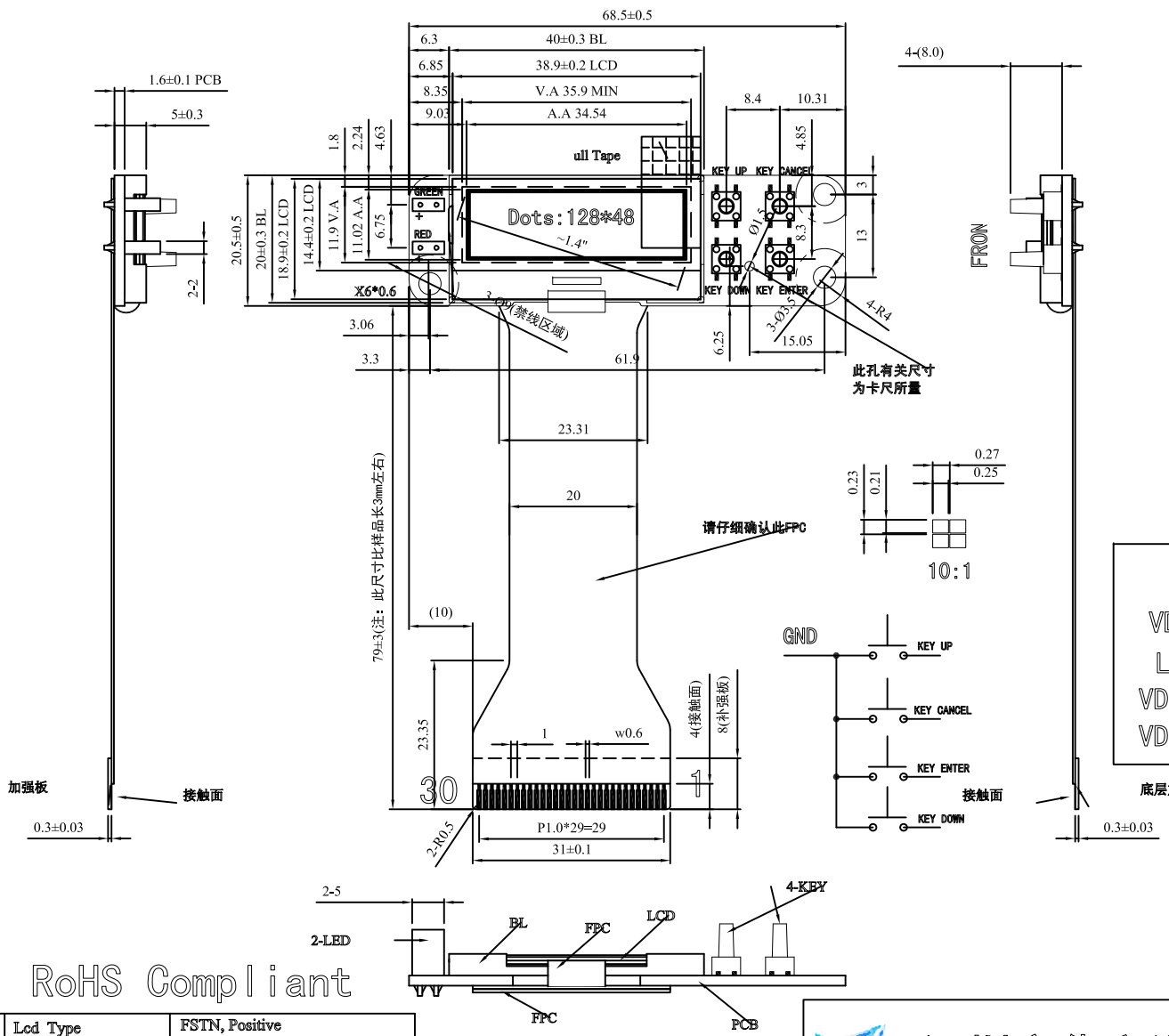

PIN ASSIGNMENT

NO.	SIGNAL				
1	NC	11	GLED	21	D3
2	NC	12	RLED	22	D2
3	NC	13	/CS	23	D1
4	NC	14	/WE	24	D0
5	GND	15	/OE	25	A0 LCD
6	GND	16	LEDBL	26	PSB
7	KEY DOWN	17	D7	27	RST
8	KEY ENTER	18	D6	28	C86
9	KEY CANCEL	19	D5	29	VDD
10	KEY UP	20	D4	30	VDD

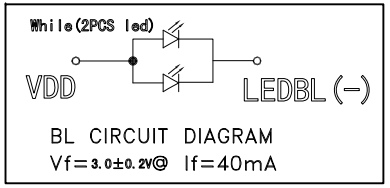

BL CIRCUIT DIAGRAM
Vf=3.0±0.2V@ If=40mA

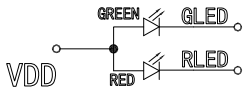

LED CIRCUIT DIAGRAM
VDD-GLED=2.0±0.2V IF=10mA
VDD-RLED=2.0±0.2V IF=10mA

RoHS Compliant

1	Lcd Type	FSTN, Positive
2	Viewing Direction	12 O'clock
3	Drive Method	1/49DUTY, 1/8BIAS
4	Polarizer Mode	Transflective
5	Operating Voltage	VDD3.3V, VOP 8.96V(REF)
6	Operating Temperature	-20°C ~70°C
7	Storage Temperature	-30°C ~80°C
8	IC	ST7567 OR EQU
9	Backlight	White ,2颗LED,VF=3.0±0.2V,IF=30~40mA

深圳市华之洋光电科技有限公司

DRAWNBY:	xh	LCM NO:H012848R1-WFK014-00	
CHECKEDBY:			
APPROVED BY:			UNIT: mm
DATE:	20190909	CUSTMONER NO:	1 OF 1